

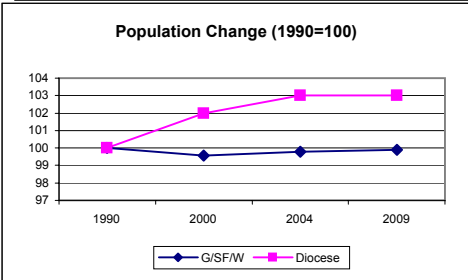
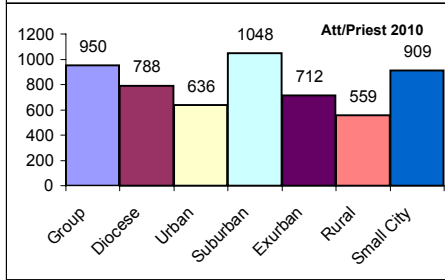
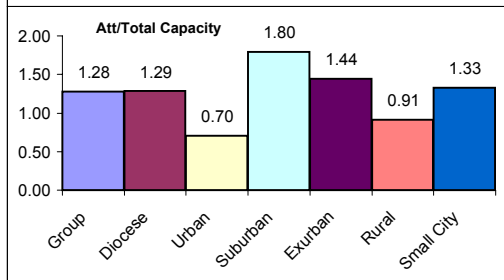
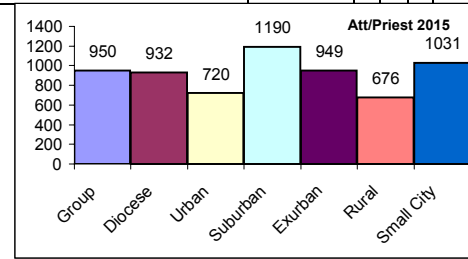
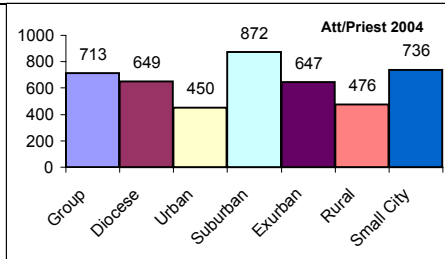
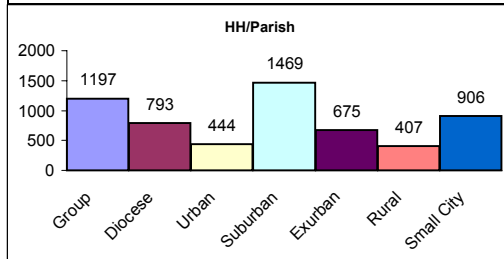
Geneva/Seneca Falls/Waterloo													Small City					
Entities	Priests		Other Staff		Ratios		HH	ATT	CAP	M	B	F	W	Priest	D	O	E	RA
Parishes	4	Pastors	2	Deacons	1		4789	2851	2225	14	95	179	53	Kiggins	1			
Colleges	2	Priest Ad.	0	Pastoral Admin	1	Parish Ratio	1197	713	556	3.50	24	45	13	Fennessy	1			
Hospitals	1	PV	1			Deacon Ratio	4789	2851	2225	14	95	179	53	Laird	1			
Prisons	0	SM	1	Current Priests	4	Priest Ratio	1197	713	556	3.50	24	45	13	McCaffrey	1			
Migrant	1	Chap	0	Projected Priests 2005-10	3	2010 Priest Ratio	1596	950	742	4.67	32	60	18					
Other	1	Other	0	Projected Priests 2010-15	3	2015 Priest Ratio	1596	950	742	4.67	32	60	18					
Total	9	Total	4	Largest W.S.	650	Min. Masses in Largest W.S.			6.3	ATT/CAP	1.28							

KEY	
HH	Registered Households
ATT	Average Weekend Mass Attendance
CAP	Capacity of all churches
M	Masses of Sunday obligation
B	Yearly Baptisms
F	Yearly Funerals
W	Yearly Weddings
W.S.	Worship Space

Special Circumstances: Spanish ministry and migrant ministry. This planning group is the result of the combination of two groups: Geneva and Seneca Falls/Waterloo. This group includes De Sales High School. In addition, there are three Catholic grade schools: St. Mary and St. Patrick operated as part of their respective parishes and St. Francis-St. Stephen which is a separate incorporated entity.

Comments: Personnel figures are as of July 1, 2004. Attendance and capacity information is 2003 data; sacramental information is 2002. Household information is based on Courier addresses as of 9/9/2004. Household and capacity figures do not include either college. Attendance includes 62 at Hobart-William Smith Mass. The 14 Masses also include one Spanish Mass in Geneva. PV is an intern. **The projected number of priests does not necessarily mean full time priest pastors. Since all pastoral leadership positions are open to pastoral administrators, a "projected priest" could be a sacramental minister who serves with a pastoral administrator on either a full time or part time basis.**

Total 4 0 0 0 4



Min. Masses in largest worship space is calculated using an average of 70% capacity used and current weekend attendance.