

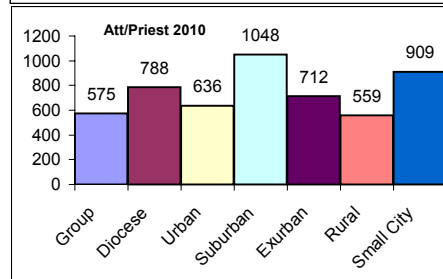
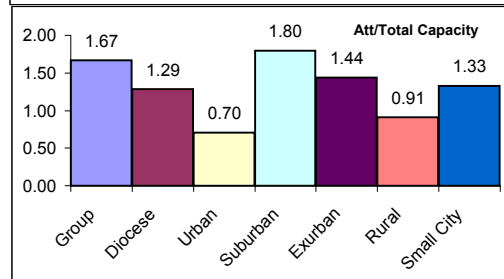
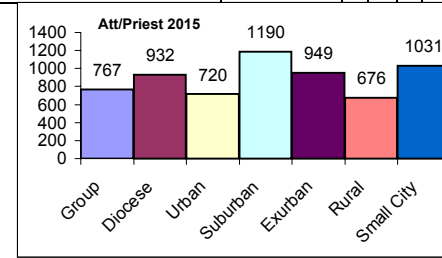
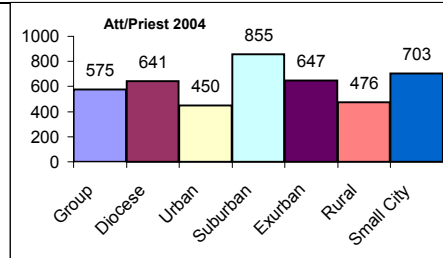
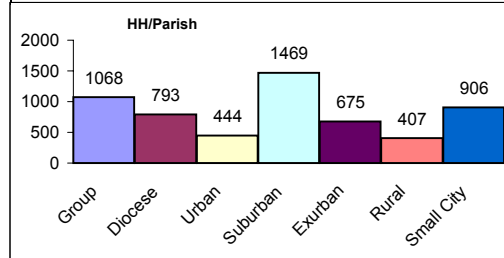
Rush-Henrietta											Suburban						
Entities	Priests		Other Staff		Ratios	HH	ATT	CAP	M	B	F	W	Priest	D	O	E	RA
Parishes	3	Pastors	1	Deacons	2	3205	2301	1377	12	109	53	30	Della Pietra	1			
Colleges	1	Priest Ad.	0	Pastoral Admin	2	Parish Ratio	1068	767	459	4.00	36	18	10	Sirianni	1		
Hospitals	0	PV	0			Deacon Ratio	1603	1151	689	6	55	27	15	Hunt		1	
Prisons	0	SM	2	Current Priests	4	Priest Ratio	801	575	344	3.00	27	13	8	McNamara		1	
Migrant	0	Chap	1	Projected Priests 2005-10	4	2008 Priest Ratio	801	575	344	3.00	27	13	8				
Other	0	Other	0	Projected Priests 2010-15	3	2013 Priest Ratio	1068	767	459	4.00	36	18	10				
Total	4	Total	4	Largest W.S.	839	Min. Masses in Largest W.S.			3.9	ATT/CAP	1.67						

KEY	
HH	Registered Households
ATT	Average Weekend Mass Attendance
CAP	Capacity of all churches
M	Masses of Sunday obligation
B	Yearly Baptisms
F	Yearly Funerals
W	Yearly Weddings
W.S.	Worship Space

Special Circumstances: One of the pastoral administrators is a deacon and is included in the deacon count. Consistent with the diocesan Campus Ministry Policy, either a diocesan or recruited extern priest will be assigned to serve as chaplain at RIT. This priest will not be available for sacrament ministry in the parishes of the planning group. Thus the 2005-10 projections are for 3 diocesan priests assigned to parish ministry, declining to 2 during 2010-15.

Comments: Personnel figures are as of July 1, 2004. Sacramental information is 2003 data but does not include the campus. Household information is based on Courier addresses as of 9/9/2004. The projected number of priests does not necessarily mean full time priest pastors. Since all pastoral leadership positions are open to pastoral administrators, a "projected priest" could be a sacramental minister who serves with a pastoral administrator on either a full time or part time basis.

Total **2** **2** **0** **0** **4**



Min. Masses in largest worship space is calculated using an average of 70% capacity used and current weekend attendance.