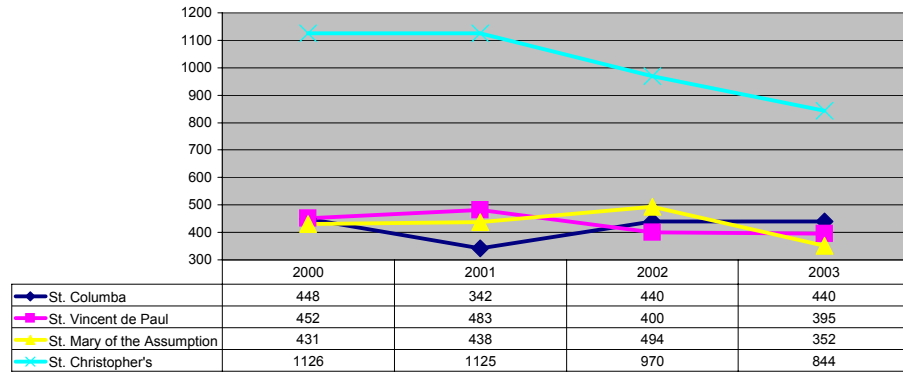


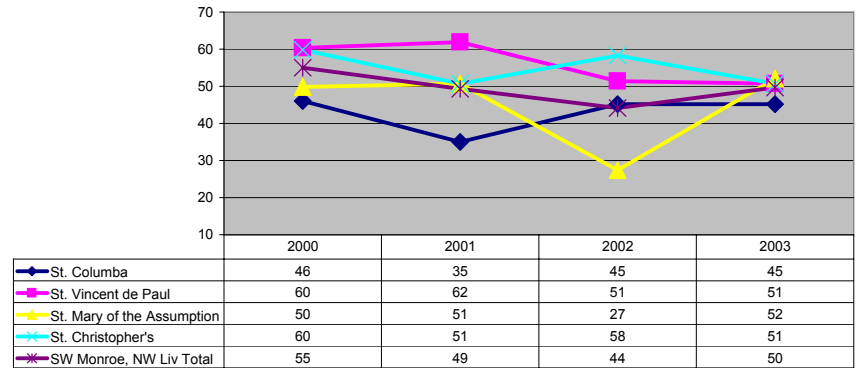
SW Monroe-NW Livingston Mass Counts

Parish	2000 # Masses	2000 Capacity	2000 Potential	2000 Ave Attend	2000 Capacity Used	2001 # Masses	2001 Capacity	2001 Potential	2001 Ave Attend	2001 Capacity Used	2002 # Masses	2002 Capacity	2002 Potential	2002 Ave Attend	2002 Capacity Used	2003 # Masses	2003 Capacity	2003 Potential	2003 Ave Attend	2003 Capacity Used
St. Columba	3	325	975	448	46	3	325	975	342	35	3	325	975	440	45	3	325	975	440	45
St. Vincent de Paul	3	250	750	452	60	3	260	780	483	62	3	260	780	400	51	3	260	780	395	51
St. Mary of the Assumption	3	288	864	431	50	3	288	864	438	51	3	600	1800	494	27	3	225	675	352	52
St. Christopher's	4	470	1880	1126	60	4	555	2220	1125	51	3	555	1665	970	58	3	555	1665	844	51
SW Monroe, NW Liv Total	13	1333	4469	2458	55	13	1428	4839	2387	49	12	1740	5220	2304	44	12	1365	4095	2031	50

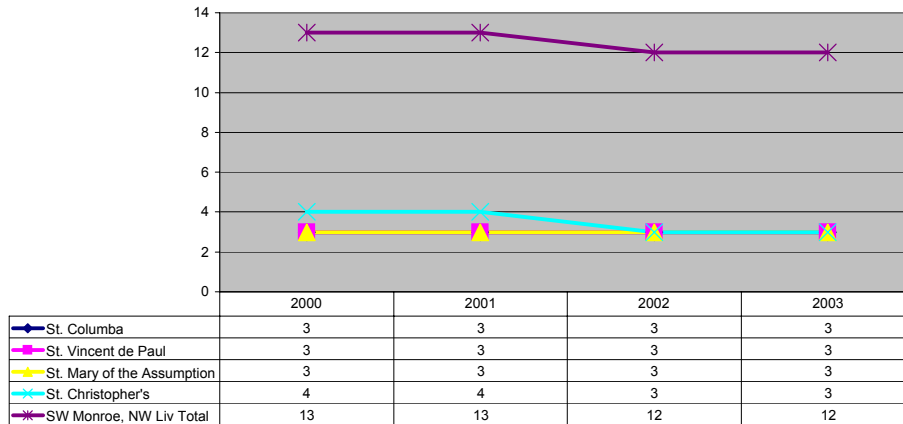
Average Weekend Mass Attendance



Ave Worship Capacity Used (Percent)



Number of Masses



Change in Ave Weekend Attendance (2000=100)

